

MONTHLY REPORT OF DISBURSEMENTS
For the month of April 2020

Department: Department of Science and Technology (DOST)
 Entity Name: PHILIPPINE SCIENCE HIGH SCHOOL - MIMAROPA REGION CAMPUS
 Operating Unit: MIMAROPA Region Campus
 Organization Code (UACS): 1901609015
 Funding Source Code (as clustered): 01- Regular Agency Fund
 (e.g. UACS Fund Cluster: 01- Regular Agency Fund, 02-Foreign Assisted Projects Fund, 03-Special Account-Local Funded/Domestic Grants Fund, etc.)


PARTICULARS	CURRENT YEAR BUDGET					PRIOR YEAR'S BUDGET											TRUST LIABILITIES				GRAND TOTAL					Remarks		
	PS	MOOE	Fin. Exp	CO	TOTAL	PRIOR YEAR'S ACCOUNTS PAYABLE					CURRENT YEAR'S ACCOUNTS PAYABLE						SUB-TOTAL	PS	MOOE	CO	TOTAL	PS	MOOE	Fin. Exp	CO		TOTAL	
						PS	MOOE	Fin. Exp	CO	TOTAL	PS	MOOE	Fin. Exp	CO	Sub-Total	TOTAL												
1	2	3	4	5	6=(2+3+4+5)	7	8	9	10	11=(7+8+9+10)	12	13	14	15	16=(12+13+14+15)	17=(11+16)	18=(6+17)	19	20	21	22=(19+20+21)	23	24	25	26	27=(23+24+25+26)	28	
CASH DISBURSEMENTS																												
Notice of Cash Allocation (NCA)	1,691,384.01	1,364,291.01	-	107,320.00	3,162,995.02	-	6,380.00	-	12,568,262.90	12,574,642.90	-	-	-	-	-	12,574,642.90	15,737,637.92	-	-	-	-	1,691,384.01	1,370,671.01	-	12,675,582.90	15,737,637.92		
MDS Checks Issued	234,139.11	214,977.36	-	63,000.00	512,116.47	-	-	-	10,246,988.54	10,246,988.54	-	-	-	-	-	10,246,988.54	10,759,105.01	-	-	-	-	234,139.11	214,977.36	-	10,309,988.54	10,759,105.01		
Advice to Debit Account	1,457,244.90	1,149,313.65	-	44,320.00	2,650,878.55	-	6,380.00	-	2,321,274.36	2,327,654.36	-	-	-	-	-	2,327,654.36	4,978,532.91	-	-	-	-	1,457,244.90	1,155,693.65	-	2,365,594.36	4,978,532.91		
Notice of Cash Allocation (NTA)	-	-	-	-	-	-	-	-	-	-	-	-	-	-	-	-	-	-	-	-	-	-	-	-	-	-	-	
MDS Checks Issued	-	-	-	-	-	-	-	-	-	-	-	-	-	-	-	-	-	-	-	-	-	-	-	-	-	-	-	
Advice to Debit Account	-	-	-	-	-	-	-	-	-	-	-	-	-	-	-	-	-	-	-	-	-	-	-	-	-	-	-	
Working Fund For FAPs	-	-	-	-	-	-	-	-	-	-	-	-	-	-	-	-	-	-	-	-	-	-	-	-	-	-	-	
Cash Disbursement Ceiling (CDC)	-	-	-	-	-	-	-	-	-	-	-	-	-	-	-	-	-	-	-	-	-	-	-	-	-	-	-	
TOTAL CASH DISBURSEMENTS	1,691,384.01	1,364,291.01	-	107,320.00	3,162,995.02	-	6,380.00	-	12,568,262.90	12,574,642.90	-	-	-	-	-	12,574,642.90	15,737,637.92	-	-	-	-	1,691,384.01	1,370,671.01	-	12,675,582.90	15,737,637.92		
NON-CASH DISBURSEMENTS																												
Tax Remittance Advices Issued (TRA)	123,166.00	15,182.96	-	500.00	138,848.96	-	-	-	853,619.58	853,619.58	-	-	-	-	-	853,619.58	992,468.54	-	-	-	-	123,166.00	15,182.96	-	854,119.58	992,468.54		
Non-Cash Availment Authority (NCAA)	-	-	-	-	-	-	-	-	-	-	-	-	-	-	-	-	-	-	-	-	-	-	-	-	-	-	-	
Disbursement effected through outright deduction from claims (please specify...)	-	-	-	-	-	-	-	-	-	-	-	-	-	-	-	-	-	-	-	-	-	-	-	-	-	-	-	
Overpayment of expenses (e.g. personnel benefits)	-	-	-	-	-	-	-	-	-	-	-	-	-	-	-	-	-	-	-	-	-	-	-	-	-	-	-	
Restitution for loss of government property	-	-	-	-	-	-	-	-	-	-	-	-	-	-	-	-	-	-	-	-	-	-	-	-	-	-	-	
Liquidated Damages and similar claims	-	-	-	-	-	-	-	-	-	-	-	-	-	-	-	-	-	-	-	-	-	-	-	-	-	-	-	
Others (TEF, BTr Documentary Stamp Tax, etc.)	-	-	-	-	-	-	-	-	-	-	-	-	-	-	-	-	-	-	-	-	-	-	-	-	-	-	-	
TOTAL NON-CASH DISBURSEMENTS	123,166.00	15,182.96	-	500.00	138,848.96	-	-	-	853,619.58	853,619.58	-	-	-	-	-	853,619.58	992,468.54	-	-	-	-	123,166.00	15,182.96	-	854,119.58	992,468.54		
GRAND TOTAL	1,814,550.01	1,379,473.97	-	107,820.00	3,301,843.98	-	6,380.00	-	13,421,882.48	13,428,262.48	-	-	-	-	-	13,428,262.48	16,730,106.46	-	-	-	-	1,814,550.01	1,385,853.97	-	13,529,702.48	16,730,106.46		

SUMMARY:


	<u>Previous Months</u>	<u>This Month (Apr)</u>	<u>As of Date</u>		<u>Previous Months</u>	<u>This Month (Apr)</u>	<u>As of Date</u>
Total Disbursement Authorities Received	15,411,104.85	25,911,468.54	41,322,573.39	Total Disbursements Program	40,312,499.00	11,958,833.00	52,271,332.00
NCA	14,678,000.00	24,919,000.00	39,597,000.00	Less: * Actual Disbursements	15,411,055.41	16,730,106.46	32,141,161.87
NTA	72,000.00	-	72,000.00	(Over)/Under spending	<u>24,901,443.59</u>	<u>(4,771,273.46)</u>	<u>20,130,170.13</u>
Working Fund	-	-	-				
TRA	661,104.85	992,468.54	1,653,573.39				
CDC	-	-	-				
NCAA	-	-	-				
Others (CDT, BTr Docs Stamp, etc.)	-	-	-				
Less: Notice of Transfer Allocations (NTA)* issued	-	-	-				
Total Disbursements Authorities Available	15,411,104.85	25,911,468.54	41,322,573.39				
Less: Lapsed NCA	49.44	-	49.44				
Disbursements**	15,411,055.41	16,730,106.46	32,141,161.87				
Less: Other Non-Cash Disbursements	-	-	-				
Disbursements effected through outright deductions from claims	-	-	-				
Overpayment of expenses (e.g. personnel benefits)	-	-	-				
Restitution of loss of government property	-	-	-				
Liquidated Damages and similar claims	-	-	-				
Others (TEF, BTr Documentary Stamp Tax, etc.)	-	-	-				
Add/Less: Adjustments (e.g. cancelled/staled checks)	-	-	-				
Balance of Disbursements Authorities as of to date	(0.00)	9,181,362.08	9,181,362.08				

Notes: The use of NTA is discouraged
 * Amounts should tally
 ** Amounts should tally with the grand total disbursements (column 27)


Certified Correct:


IVY MAY F. FAMATIGA
 ACCOUNTANT II
 Date: 5/05/2020

Recommending Approval by:


MERIAM E. FALLAR
 FAD-CHIEF/AO V
 Date: 5/05/2020

Approved By:


EDWARD C. ALBARACIN
 DIRECTOR III
 Date: 5/05/2020